



Naam: \_\_\_\_\_ Datum: \_\_\_\_\_

Klas: \_\_\_\_\_ Klasnummer: \_\_\_\_\_

**1**  Kleur of omkring de gevraagde delen.

het geheel



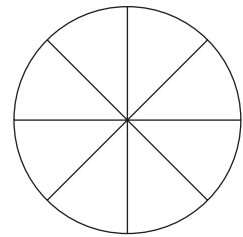
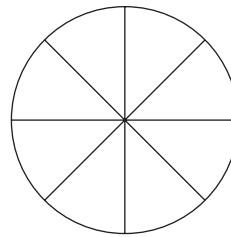
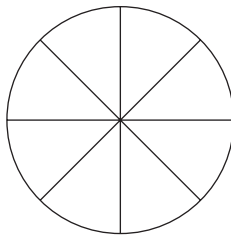

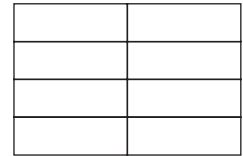
$\frac{1}{2}$



$\frac{1}{4}$



$\frac{1}{8}$



**2**  Vul de breukentafel aan.

Kleur het geheel blauw, kleur  $\frac{1}{2}$  geel, kleur  $\frac{1}{4}$  groen en kleur  $\frac{1}{8}$  rood.

								1	
				$\frac{2}{2}$					$\frac{2}{2}$
		$\frac{4}{4}$			$\frac{4}{4}$			$\frac{4}{4}$	
$\frac{8}{8}$	$\frac{8}{8}$	$\frac{8}{8}$	$\frac{8}{8}$	$\frac{8}{8}$	$\frac{8}{8}$	$\frac{8}{8}$	$\frac{8}{8}$	$\frac{8}{8}$	



**3**  Vul in.


### We onthouden!

$\frac{1}{2}$ : Ik verdeel in ... gelijke delen en neem er ... deel van.

$\frac{1}{4}$ : Ik verdeel in ... gelijke delen en neem er ... deel van.

$\frac{1}{8}$ : Ik verdeel in ... gelijke delen en neem er ... deel van.

Voor wie naar de Academie voor Muziek en Woord gaat:



4 □ Los op.

$$5 \times 9 = 5 \times (10 - 1) = (5 \times 10) - (5 \times 1) = 50 - 5 = 45$$

$$3 \times 9 = \underline{\hspace{2cm}}$$

$$7 \times 9 = \underline{\hspace{2cm}}$$

$$6 \times 9 = \underline{\hspace{2cm}}$$

$$(3 \times 7) + (4 \times 7) = \underline{\hspace{1cm}} \times 7 = \underline{\hspace{1cm}}$$

$$(9 \times 7) - (6 \times 7) = \underline{\hspace{1cm}} \times 7 = \underline{\hspace{1cm}}$$

$$(6 \times 8) + (3 \times 8) = \underline{\hspace{1cm}} \times 8 = \underline{\hspace{1cm}}$$

$$(8 \times 8) - (5 \times 8) = \underline{\hspace{1cm}} \times 8 = \underline{\hspace{1cm}}$$



5 □ Vul in.

**We onthouden!**

$$1 \text{ kg} = \underline{\hspace{1cm}} \text{ g}$$


$$2 \text{ kg} = \underline{\hspace{1cm}} \text{ g}$$

$$1 \text{ kg} = \underline{\hspace{1cm}} \text{ keer een halve kg}$$

$$2 \text{ kg} = \underline{\hspace{1cm}} \text{ keer } 1 \text{ kg}$$

$$1 \text{ kg} = \underline{\hspace{1cm}} \text{ keer } 100 \text{ g}$$

$$\text{een halve kg} = \underline{\hspace{1cm}} \text{ keer } 100 \text{ g}$$



Ik vond de taak



Ik maakte de taak alleen.



Ik kreeg hulp.



Opmerking ouders: \_\_\_\_\_